

Sticks and Stones Challenge Cards




twinkl.com

Sticks and Stones Challenge Cards

1

Create a Journey Stick



A journey stick is a great way to create a memory of a walk. First, find a suitable stick approximately 30cm long. Then while walking, collect interesting things and fasten them to your stick with sticky tape or string.

twinkl.com

2

Sticks and Stones Challenge Cards

Get Building



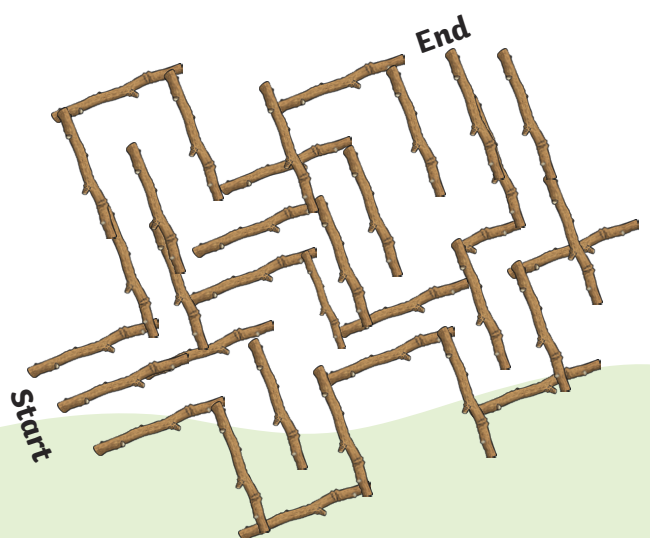
Why not create a mini den out of sticks for a favourite toy? It's always exciting to come across a large den in the woods but when you're short of time or are struggling to find big sticks, the mini den is easier to create. You could pose a favourite toy inside for a fun photo opportunity or leave it empty for the fairies to enjoy.

twinkl.com

Sticks and Stones Challenge Cards

3

Design a Maze



Use a stick to create a maze on the ground. It could be a large maze for you and your friends to explore or a small-scale maze, perfect for tracing a route with your fingers.

twinkl.com

4

Sticks and Stones Challenge Cards

Make Nature Paintbrushes



Collect some short sticks and attach different natural materials to the ends of them with string or tape. Try different types of leaves, grasses and flowers. When your 'paintbrushes' are ready, experiment with the different sorts of marks they can make.

twinkl.com

5

Sticks and Stones Challenge Cards

Play a Game



Make a set of dominoes out of stones. You can use one of the domino sets on Twinkl as a reference to create your own natural domino set.

twinkl.com

6

Sticks and Stones Challenge Cards

Make Someone's Day




Write a positive message on a rock and leave it somewhere for someone to discover. Acrylic paint pens make painting on rocks easy or chalk is a cheaper option if you're on a budget.

twinkl.com

7

Sticks and Stones Challenge Cards

Make a Pet



Add googly eyes to your favourite rock to create an instant pet. You could also put your junk-modelling skills to use to create a house for your rock to live in.

twinkl.com

Research Your Rock



Bring a small collection of rocks home and try to identify what sort of stone they are.

Ask questions such as:

- What type of rock are they?
- How did they form?
- Are they natural to the area you found them in or have they been moved there by natural forces or people?

[twinkl.com](https://www.twinkl.com)