














**Finch Curriculum Map 2024 - 2025**

	<b><u>Autumn 1 History</u></b>	<b><u>Autumn 2 Geography</u></b>	<b><u>Spring 1 History</u></b>	<b><u>Spring 2 History</u></b>	<b><u>Summer 1 Geography</u></b>	<b><u>Summer 2 Geography</u></b>
	The Tudors	Passport To Europe	Pre- Historic Britain	USA – The Wild West Native Americans	Rainforests Weather	Water, Water Everywhere.
	 <b>Tudors</b>	 <b>Europe</b>	 <b>Ice age</b>	 <b>Native Americans</b>	 <b>Rainforest</b>	 <b>Water</b>
 <b>English</b> Possible texts	The Kings Pants	Paddington Bear visits Europe	How To Wash A Woolly Mammoth	Cactus Charlie	We're Roaming Through The Rainforest	Lucy and Tom at the Seaside
 <b>Maths</b>	<ul style="list-style-type: none"> <li>Review ILP</li> <li>Length</li> <li>Weight/Mass</li> <li>Addition</li> </ul>	<ul style="list-style-type: none"> <li>Subtraction</li> <li>Money</li> <li>Statistics</li> <li>Capacity/ Volume</li> </ul>	<ul style="list-style-type: none"> <li>Review ILP</li> <li>Shape (2D/3D)</li> <li>Time</li> <li>Fractions</li> </ul>	<ul style="list-style-type: none"> <li>Length</li> <li>Weight/Mass</li> <li>Addition/ Subtraction</li> <li>Position &amp; Direction</li> </ul>	<ul style="list-style-type: none"> <li>Review ILP</li> <li>Position &amp; Direction</li> <li>Capacity/ Volume</li> <li>Time</li> </ul>	<ul style="list-style-type: none"> <li>Fractions</li> <li>Shape (2D/3D)</li> <li>Statistics</li> <li>Money</li> </ul>





 <p>Science</p>	<p><b>Animals including Humans</b></p> <ul style="list-style-type: none"> <li>• Keeping Healthy</li> <li>• This is my body</li> <li>• Bones them Bones</li> <li>• Making healthy foods</li> </ul>	<p><b>Light</b></p> <p>Sources of light Switches to light up toys. Exploring a light table. Stain glass artwork. Making shadows Light Catchers</p>	<p><b>Rocks</b></p> <p>Exploring different rocks, soil, sand, pebbles, stones. Painting pebbles for a rock garden Matching different types of rocks. Exploring rocks in the outdoors.</p>	<p><b>Magnets</b></p> <ul style="list-style-type: none"> <li>• Magnetic and not magnetic</li> <li>• Fishing for fun</li> <li>• Painting with magnets</li> <li>• Magnetic shapes</li> <li>• Sorting magnetic and non magnetic</li> </ul>	<p><b>Plants</b></p> <ul style="list-style-type: none"> <li>• <b>Planting sunflowers</b></li> <li>• <b>Cress heads</b></li> <li>• <b>Runner beads</b></li> <li>• <b>Printing with flowers</b></li> <li>• <b>Labelling a flower</b></li> </ul>	<p><b>Plants</b></p> <p>How does your garden grow Sorting plants Food that grows Healthy foods to make and taste.</p>
--	---	--	---	---	---	---



 <p>DT</p>	<ul style="list-style-type: none"> <li><b>Food tech</b></li> </ul> <p>Making healthy packed lunches. Fruit salad Fruit Kebabs Smoothies</p>	<p>Making stain glass windows Light Catchers</p>	<ul style="list-style-type: none"> <li><b>Structures</b></li> </ul> <p>Exploring sand castles Using picks and hammers to crack open ice and rocks Exploring what can melt the ice</p>	<ul style="list-style-type: none"> <li><b>Structures and mechanisms</b></li> </ul> <p>Building towers with the magnets Using lego, duplo and large bricks to build structures. Explore which is stronger and which can be taller.</p>	<ul style="list-style-type: none"> <li><b>Food tech</b></li> </ul> <p>Using vegetables to chop, cut and stew to make healthy meals.</p>	<p>Design and make your own seed packet. Fabric flowers Flower perfume portions</p>
 <p>PSHE</p>	<p><b>Self-Awareness</b></p> <p><b>British Values</b></p> <p><b>Relationships Education</b> Things we are good at</p> <p>Kind and unkind behaviours</p>	<p><b>Self-Care, Support and Safety</b></p> <p><b>Prevent</b> Taking care of ourselves</p> <p>Keeping safe</p> <p>Trust</p> <p>Keeping safe online</p>	<p><b>Managing Feelings</b></p> <p>Identifying and expressing feelings</p> <p>Managing strong feelings</p>	<p><b>Changing and Growing</b></p> <p><b>Prevent</b></p> <p><b>Relationships Education</b> Baby to adult</p> <p>Changes at puberty</p> <p>Dealing with touch</p>	<p><b>Healthy Lifestyles</b></p> <p><b>Health Education</b> Healthy Eating</p> <p>Taking care of physical health</p> <p>Keeping well</p>	<p><b>The World I Live In</b></p> <p><b>Prevent</b></p> <p><b>British Values</b></p>




	<p>Playing and working together</p> <p>People who are special to us</p> <p>Getting on with others</p>	Public and Private		Different types of relationships		<p>Respecting differences between people</p> <p>Jobs people do</p> <p>Rules and laws</p> <p>Taking care of the environment</p> <p>Belonging to a community</p> <p>Money</p>
 Music	<b>UNIT 13</b> Instrumental skills	<b>UNIT 14</b> Right Sound - Right Time	<b>UNIT 15</b> Playing in a group	<b>UNIT 16</b> Directing	<b>UNIT 17</b> Shake-Tap-Ring	<b>UNIT 18</b> Shh
 History  Geography	<p><b>The Tudors</b> (History Focus)</p> <ul style="list-style-type: none"> <li>• Tudor Times</li> <li>• Matching images of the Tudor kings.</li> <li>• Making a Tudor house.</li> <li>• A Tudor rose.</li> <li>• Building castles</li> </ul>	<p><b>Passport To Europe</b></p> <p><b>The children will learn about different cultures. We will taste food, listen to music, decorate flags and look at traditions from each country.</b></p>	<p>Pre- Historic Britain (History Focus)</p> <ul style="list-style-type: none"> <li>• To learn about the Ice Age.</li> <li>• Look at the different animals that lived in the ice age.</li> </ul>	<p>USA – The Wild West Native Americans</p> <p>(History Focus)</p> <p>Who are the Native Americans? Where did they live.? What did they wear.? What did they eat.? What did they make.?</p>	<p>Rainforests Weather (Geography Focus)</p> <ul style="list-style-type: none"> <li>• Where is the Rainforest.</li> <li>• Learn about the different layers of the Rainforest</li> </ul>	<p>Water, Water Under The Sea</p> <p>Learn about which animals live under the sea. Fishing for animals Making boats Exploring rock pools.</p>



	<ul style="list-style-type: none"> <li>• Making a crown</li> <li>• Making a shield</li> <li>• Baking bread</li> <li>• Make a Tudor stew</li> <li>• Tudor coin rubbings</li> <li>• Design a chalice</li> <li>• Explore Tudor artefacts and clothes</li> <li>• Design a Tudor flag</li> <li>• Stained glass window</li> <li>• Finish with a Tudor banquet.</li> </ul>	<ul style="list-style-type: none"> <li>• <b>Spain</b></li> <li>• <b>Italy</b></li> <li>• <b>France</b></li> <li>• <b>England</b></li> </ul> <p><b>We will then link look at how Christmas is celebrated across Europe.</b></p>	<ul style="list-style-type: none"> <li>• What did the people eat and how did they dress.</li> <li>• Make a timeline of events.</li> <li>• Understand that the ice age was a long long time ago.</li> <li>• Explore ice and sculptures</li> </ul>	<p>Make a totem pole. Native American crafts Food technology</p>	<ul style="list-style-type: none"> <li>• .Rainforest animals</li> <li>• Rain forest crafts</li> <li>• Explore different textures and materials</li> <li>• Jigsaws of animals or matching animal prints.</li> </ul>	<p>Underwater pictures. Diving and underwater exploration. We all live in a yellow submarine.</p>
--	---	--	--	--	--	---

 Computing	Digital Literacy, Computer Science and Information Technology taught through cross curricular activities in particular History/Geography, Science and English. Capture images, make recordings, record voice. Simple coding using Beebots. Children will have Online safety taught throughout the year, with expectations recapped at the start of each session.					
 PE	<u><b>Fundamental Movement Skills</b></u>  <i>Assess: emerging, developing, secure on each skill.</i>	<u><b>Gymnastics</b></u>  Focus on locomotor and non-locomotor skills through gymnastic style activities.	<u><b>Dance</b></u>  Focus on locomotor and non-locomotor skills through dance style activities.	<u><b>Games</b></u>  Focus on locomotor, non-locomotor, and object control skills through a variety of games through sports.	<u><b>Games</b></u>  Focus on locomotor, non-locomotor, and object control skills through a variety of games through sports.	<u><b>Athletics</b></u>  Focus on locomotor, non-locomotor, and object control skills through a variety of games through sports.
 Art	<u><b>Drawing/digital media</b></u>  •Kandinsky  Composition: arranging shapes, lines and colours Draw shapes from observation and imagination.	<u><b>Painting</b></u>  •Mondrian  Explore tones Colour mixing Create work using imagination	<u><b>Printing</b></u>  •Mr Brainwash  Making print blocks, repeat prints to make a pattern	<u><b>Collage</b></u>  •Warhol  Making and using rubbings	<u><b>Textiles</b></u>  •Matisse cut outs  Apply decoration using beads, button, feathers, shapes etc.	<u><b>Sculpture</b></u>  •Arcimboldo  Joining and decorating clay structures
 RE	<u><b>Christianity (God)</b></u>  How and why have some people served God?	<u><b>Islam</b></u>  Why is the prophet Muhammed an example to Muslims?	<u><b>Christianity (Jesus)</b></u>  What does it mean to be a disciple of Jesus?	<u><b>Christianity (Church)</b></u>  What do Christians mean by 'The Holy Spirit'?	<u><b>Sikhism</b></u>  Why are the Gurus important to Sikhs?	<u><b>Hindu Dharma</b></u>  Why is family an important part of Hindu life?



	<b><u>Autumn/Winter Activities</u></b>	<b><u>Winter/Spring Activities</u></b>	<b><u>Spring/Summer Activities</u></b>
 <p>Outdoor learning</p>	<p><i>Woodland</i></p> <ul style="list-style-type: none"><li>• Create a bug hotel and/or bird box</li><li>• Creating a piece of nature artwork</li></ul> <p><i>World Around Me</i></p> <ul style="list-style-type: none"><li>• Mini-beast Hunt</li><li>• Leaf Printing</li></ul>	<p><i>Woodland</i></p> <ul style="list-style-type: none"><li>• Mud pie creations</li><li>• Tent/den building</li></ul> <p><i>World Around Me</i></p> <ul style="list-style-type: none"><li>• Litter picking</li><li>• Meeting someone who serves the community</li></ul>	<p><i>Woodland</i></p> <ul style="list-style-type: none"><li>• Playing team building activities</li><li>• Collect wood and build a fire</li></ul> <p><i>World Around Me</i></p> <ul style="list-style-type: none"><li>• Plant a tree/shrub</li><li>• Grow something from a seed</li></ul>